


Peterson 5600

Timer Box Switch



Description

Take control of your cargo or interior vehicle lighting with the new 5600 Timer Box Switch from Peterson Manufacturing. With a maximum load of 10 amp, the compact and easily-installed system is pre-programmed to switch on the LED cargo lights for 30 minutes at the push of a button. Built to withstand temperature fluctuations, it is available in both surface and recessed mounting configurations.

Features and Benefits

- 10A maximum load
- Pre-programmed for 30 minutes of ON time per button push
- Additional time can be added at any time
- Lights flash per button push to indicate that command is received
- Pushing and holding buttons turns off lights at any time.
- "2 minute warning" slowly dims and raises light level prior to shut-off.

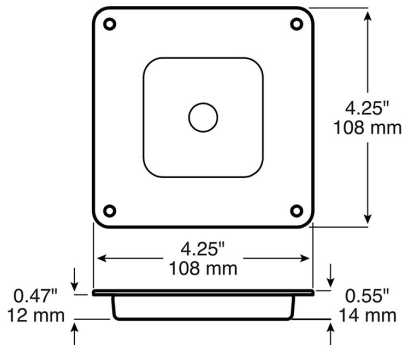
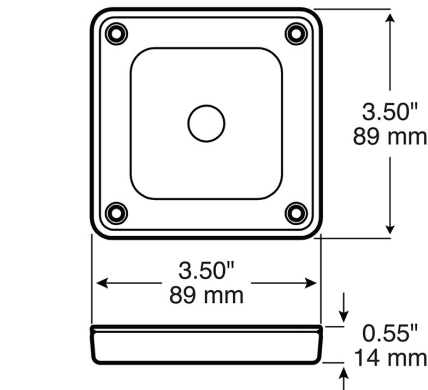
Applications

Cargo and interior, door exit, vehicle inspection lighting

Tech Specs

Models	5600, 5600-1
Type	Switch with 30m timer
Current (max load)	10A
Pre-programmed 'On' time	30 minutes
Additional time programming	3x30 minutes
Maximum programmed time	2 hours
Warning time (light dims)	2 minutes
Mounting	5600: Surface mount 5600-1: Recessed mount
Dimensions (DxWxH)	5600: 0.55x3.5x3.5" (14x89x89mm) 5600-1: 0.55x4.25x4.25" (14x108x108mm)

Part No.	Description
PM-5600	Peterson 5600 Timer Box Switch - surface mount
PM-5699-1	Peterson 5600-1 Timer Box Switch-recessed mount



Authorised Importer and Master Distributor

