

ABL Alpha 175 LED

Compact Depth



Description

The Alpha 175 LED is a compact depth auxiliary light designed for off and on-road applications. The full LED optical unit offers unmatched resistance to vibration and ensures added safety through outstanding performance. Suitable for both on and off-road applications including long-haul trucks and 4WDs.

Features and Benefits

- Auxiliary LED full beam light
- Short depth innovative design
- ECE LED pilot light
- Perfect for Trucks and 4WDs

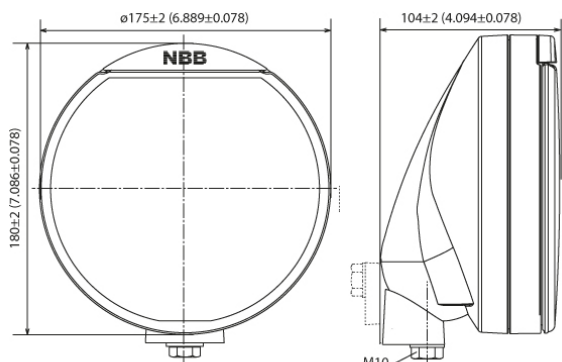
Applications

Off and on-road applications

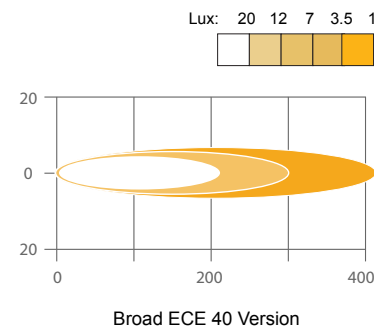
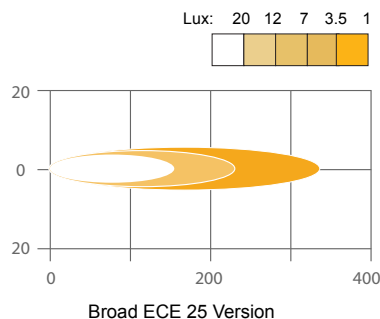
Tech Specs

| | |
|--------------------|---|
| Bulb | LED modules |
| Colour Temperature | 6000K |
| Light Pattern | ECE Pilot Light LED, ECE Broad Class 25 |
| Consumption | 7.9W |
| Voltage | Multi Voltage 12-24V |
| Intensity | 0.33 Amp @ 24V |
| Mounting | Pedestal - Suspended |
| Weight | 1.1kg |
| Connection | Wiring harness |
| Polarity | Protected against reverse voltage |
| Water Tightness | IP 67 - IP 69K |
| Operating Temp | -40°C to +60°C |
| Salt Spray | ISO 9227 - 240h |
| Housing | Black fibre reinforced plastic |
| Lens | Hardened glass |
| Reflector | Free from steel reflector |
| Warranty | 5 Years |

| Part No. | Beam | Voltage | Amps (24V) | Watts |
|-------------|--------------------|--------------|------------|-------|
| ALPHA175-25 | ECE Broad Class 25 | 12-24V multi | 0.33A | 8W |
| ALPHA175-40 | ECE Broad Class 40 | 12-24V multi | 0.54A | 13W |



Dimension unit in mm (10th inch)



Authorised Importer and Master Distributor

