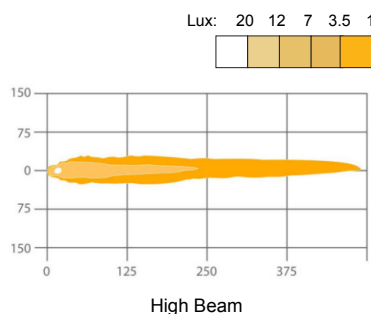
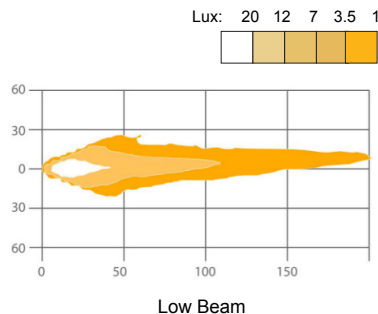
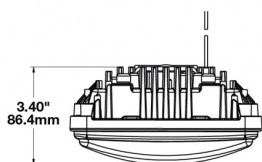
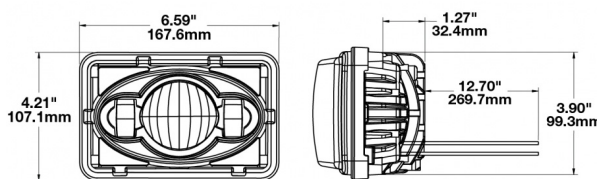


Speaker 8800 Evolution Series

6" x 4" High or Low Beam LED Headlight (Black Bezel)



Part No.	Voltage
8800-RHMB	12 V DC
8800-LHMB	12 V DC
8800-12V-DOTECE-LB-BB	12 V DC
8800-12V-DOTECE-HB-BB	12 V DC

Description

Black is the new chrome! Check out our new black bezel version of the popular Speaker 8800 Evolution LED headlight! Upgrade your 4" x 6" bulb-based headlights to the superior visibility, extreme durability, and unmatched longevity of the 8800 Evolution model. It acts as a plug and play replacement for 1A1 and 2A1 sealed beams. This headlight comes in both high and high beam, and is well suited for automotive, construction, and industrial applications.

Features and Benefits

- 1,890 raw lumens; 740-850 effective lumens
- Optional dual mounting assembly is available in RH or LH configurations
- UV-resistant polycarbonate lens
- Die-cast aluminium housing provides maximum protection
- UV-resistant polycarbonate lens
- Rugged solid state LEDs can withstand shock & vibration
- Long-lasting LEDs mean never having to replace another bulb again!
- Low profile mount
- Plug & play replacements for 1A1 and 2A1 sealed beams in most applications
- Optional dual mounting assembly is available in RH or LH configurations.

Applications

Agricultural, forestry, lawn & garden, off-highway, specialty trucks, construction, industrial, military, on-highway, utility vehicles, fire & rescue, law enforcement, mining, recreational

Tech Specs

Light Source	LED (Light Emitting Diodes)
Beam Pattern	High beam model: Forward Lighting - Low Beam (DOT), Forward Lighting - Low Beam (ECE Right Hand) Low beam model: Forward Lighting - High Beam (DOT/ECE)
Color Temperature	5000K
eLumens	890 (High beam model), 740 (Low beam model)
rLumens	1,890 (High beam model), 1,890 (Low beam model)
Input Voltage	12 V DC
Operating Voltage	10-15 V DC
Current Draw	2.25A @ 12V DC (High beam model) 2.25A @ 12V DC (Low beam model)
Transient Spike Protection	150V Peak @ 1 HZ-100 Pulses
Operating Temperature	-40°C to +65°C
Connector or Wiring	AMP (#172615-2)
Mating Connector	LH Terminal - AMP (#172795-1); RH Terminal - AMP (#172796-1)
Housing	Die-cast Aluminum
Lens	Hardcoated Polycarbonate
Mounting	Low-Profile Panel Mount
Retrofits	1A1 and 2A1 (4" 1 6") sealed beams
Versions Available	Three different versions available: 12V DOT/ECE LED RHT Low Beam Headlight 12V DOT/ECE LED RHT High Beam Headlight 12V ECE LED LHT Low Beam Headlight
Compliance for DOT/ECE LED RHT Low Beam Headlight	FMVSS 108 Table XIX Eco Friendly Buy America Standards IEC IP67 ECE Reg 112
Dimensions (H, W, D)	4.21 (in) / 106.93 (mm), 6.59 (in) / 167.39 (mm), 3.4 (in) / 86.36 (mm)
Weight	2.05 (lbs) / 0.93 (kgs)

Authorised Importer and Master Distributor

