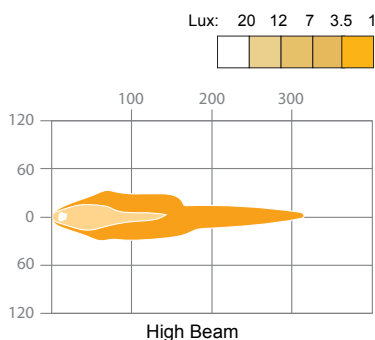
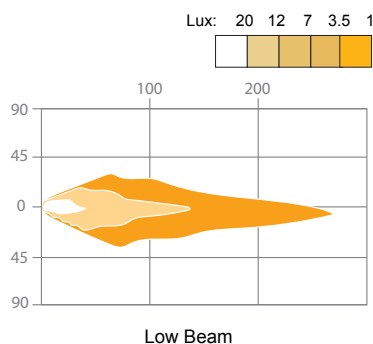
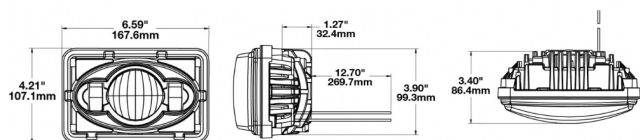


# Speaker 8800 Evolution Series



## 4" x 6" LED hi/lo beam headlight



Part No.	Voltage
8800-RHMB	12 V DC
8800-LHMB	12 V DC
8800-12V-DOTECE-LB	12 V DC
8800-12V-DOTECE-HB	12 V DC

### Description

Upgrade your 4" x 6" bulb-based headlights to the superior visibility, extreme durability, and unmatched longevity of the Model 8800. It acts as a plug and play replacement for 1A1 and 2A1 sealed beams.

### Features and Benefits

- 1,900 Raw Lumens; 725-750 Effective Lumens
- Optional dual mounting assembly is available in RH or LH configurations
- Available in a 12-24V DC configuration
- UV-resistant polycarbonate lens
- Rugged solid state LEDs can withstand shock & vibration
- Long-lasting LEDs mean never having to replace another bulb again!
- Die-cast aluminium housing provides maximum protection
- Retrofits standard 4" x 6" sealed beams

### Applications

Agricultural, Forestry, Lawn & Garden, Off-Highway, Specialty Trucks, Construction, Industrial, Military, On-Highway, Utility, Fire & Rescue, Law Enforcement, Mining, Recreational

### Tech Specs

Light Source	LED (Light Emitting Diodes)
Beam Pattern	High beam model: Forward Lighting - Low Beam (DOT), Forward Lighting - Low Beam (ECE Right Hand) Low beam model: Forward Lighting - High Beam (DOT/ECE)
Color Temperature	5000K
eLumens	890 (High beam model), 740 (Low beam model)
rLumens	1,890 (High beam model), 1,890 (Low beam model)
Input Voltage	12 V DC
Operating Voltage	10-15 V DC
Current Draw	2.25A @ 12V DC (High beam model) 2.25A @ 12V DC (Low beam model)
Transient Spike Protection	150V Peak @ 1 HZ-100 Pulses
Operating Temperature	-40°C to +65°C
Connector or Wiring	AMP (#172615-2)
Mating Connector	LH Terminal - AMP (#172795-1); RH Terminal - AMP (#172796-1)
Housing	Die-cast Aluminum
Lens	Hardcoated Polycarbonate
Mounting	Low-Profile Panel Mount
Retrofits	1A1 and 2A1 (4" x 6") sealed beams
Versions Available	Three different versions available: 12V DOT/ECE LED RHT Low Beam Headlight 12V DOT/ECE LED RHT High Beam Headlight 12V ECE LED LHT Low Beam Headlight
Compliance for DOT/ECE LED RHT Low Beam Headlight	FMVSS 108 Table XIX Eco Friendly Buy America Standards IEC IP67 ECE Reg 112
Dimensions (H, W, D)	4.21 (in) / 106.93 (mm), 6.59 (in) / 167.39 (mm), 3.4 (in) / 86.36 (mm)
Weight	2.05 (lbs) / 0.93 (kgs)

Authorised Importer and Master Distributor

