

Speaker 8900 Series Evolution

5" x 7" LED high/low headlight



Description

Popular in the heavy duty trucking market, the 8900 Evolution is a simple drop-in replacement for 5" x 7" headlights. They feature a tough die-cast aluminium housing and hard-coated polycarbonate lens for maximum durability. The high quality LEDs and engineered optics produce a superior beam pattern for maximum visibility. Install it in your vehicle to see just how impressive the best LED lighting can be.

- Your choice of chrome or black inner bezel
- Combined high and low beam functions
- Newer design boasts a 30% increase in high beam intensity
- Lower power usage

Features and Benefits

- 1,350-1,770 Raw Lumens; 650-850 Effective Lumens
- Available in a 12-24V DC configuration Three different versions available:
- DOT-compliant high/low beam
- ECE RHT-compliant high/low beam with front position
- ECE LHT-compliant high/low beam with front position
- UV-resistant hard-coated polycarbonate lens
- Rugged solid state LEDs can withstand shock & vibration
- Long-lasting LEDs mean never having to replace another bulb again!
- Die-cast aluminum housing provides maximum protection
- Low profile mount
- Plug & play replacements for H6054 (5" x 7") sealed beams in most applications
- Optional single bucket mounting assembly available
- Lifetime limited warranty

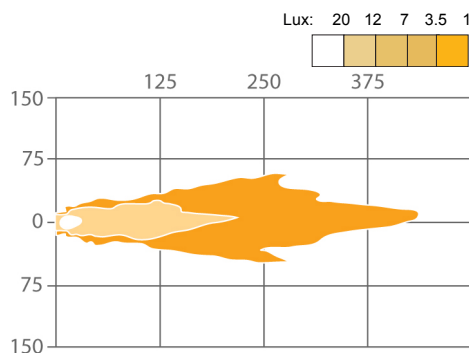

Applications

Agriculture, commercial truck, construction, mining, off-road 4x4, specialty vehicles, truck & bus

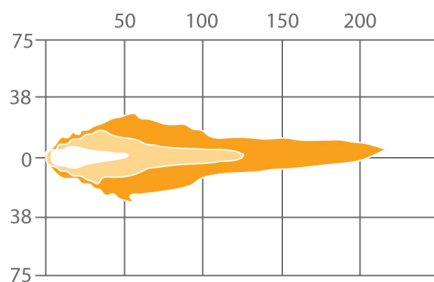
Tech Specs

Lens	Hardcoated Polycarbonate
Housing	Die-Cast Aluminum
Mounting	Retrofits standard 5"x7" sealed beams
Connector	H4 Pins
Mating Connector	H4 Plug Adaptor
Voltage	12-24V DC Input
Light Source	Light Emitting Diodes (LEDs) Raw Lumen Output: 1,350 (Low Beam); 1,770 (High Beam) Effective Lumen Output: 650 (Low Beam); 850 (High Beam)
Amp	0.600-4.300 Amps @ 12V DC
Compliance	FMVSS 108 Buy America Compliant ECE Reg. 112 (Class B - ECE Versions) CMVSS 108 ECE Reg. 7 (ECE Versions)
Ingress Protection	IP67
Warranty	Lifetime Limited Warranty

Part No.	Voltage
8900-MBA	12-24V DC Input
8900-1224V-ECE-RHT-HL	12-24V DC Input
8900-1224V-ECE-LHT-HL	12-24V DC Input
8900-1224V-DOT-HL	12-24V DC Input



High Beam



Low Beam

Authorised Importer and Master Distributor

