

# J.W. Speaker 93

## 90mm LED Headlights



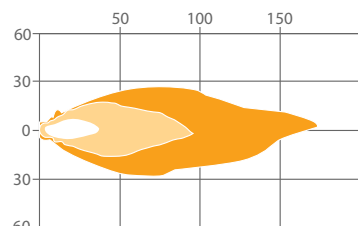
Low Beam Headlight



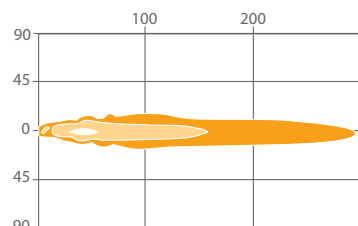
High Beam Headlight



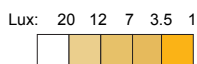
Mounting Frame



Low Beam LHT



High Beam



### Description

J.W. Speaker's LED Model 93 sets a new standard for 90mm headlights & fog turn/DRL. This LED light is designed to be a drop-in replacement for buses, articulated haul trucks, tractors, and trams. 3-point mounting system for single or double headlight. Also available with pedestal mount option.

### Features and Benefits

- Drop-in replacement for standard 90mm lights
- 100% ECE & DOT compliant 90mm lights for legal on-road use
- Individually packaged with mounting options sold separately
- Complete flexibility to choose the correct light and mounting configuration for every application
- Choose from 3-point mounts for 1.5mm or 3mm thick mounting plates
- Meets the tough criteria for IP67 and IP69K for the best protection
- Re-designed die-cast aluminum housing features a sealed integrated connector to meet the harsh demands of transportation and other on-road applications
- Pedestal mount brackets can be positioned at 90-degree intervals while maintaining pattern integrity and legality

### Applications

Buses and trucks, civil machinery, agriculture, construction machinery, automotive, material handling, mining, motorcycle, off-road 4x4, railroad, specialty vehicles, powersports

### Tech Specs

Type	LED
Color Temperature	5000K
Candela	DOT/ECE High beam headlight with Front Position (0554381) 45,000 Candela DOT/ECE LHT Low beam headlight (0553091) 18,500 Candela
Beam Pattern	DOT/ECE High beam headlight with Front Position (0554381) Forward Lighting - High Beam, Signalization DOT/ECE LHT Low beam headlight (0553091) Forward Lighting - Low Beam
Lumens	630 rLumens, 230 eLumens (0554381) 1,910 rLumens, 575 eLumens (0553091)
Current Draw	DOT/ECE High beam headlight with Front Position (0554381) 0.80A @ 12V DC (High Beam) 0.40A @ 24V DC (High Beam) 0.40A @ 12V DC (Front Position) 0.20A @ 24V DC (Front Position) DOT/ECE LHT Low beam headlight (0553091) 1.97A @ 12V DC (Low Beam) 0.98A @ 24V DC (Low Beam)
Voltage	12-24V DC
Operating Temperature	-40°C to +65°C
Standards Compliance	Buy America Standards, ECE Reg 112, ECE Reg 7, Eco Friendly, FMVSS 108 s10.1 (Table XVIII), IEC IP69K
Lens	Polycarbonate
Housing	Die-cast aluminium
Mounting	90mm Light 3-Point Mount for 1.5mm Mounting Frame (8001461)
Weight	1.20 (lbs) / 0.54 (kgs)
Dimensions (DxWxH)	3.56x4.27x4.27" (90.3x108.5x108.5mm)

Part No.	Description
0553091-KIT	12-24V DOT/ECE Reg 112 LHT LED Low Beam Headlight includes 3-point 1.5mm mounting frame
0554381-KIT	12-24V DOT/ECE LED High Beam, Headlight with Front Position includes 3-point 1.5mm mounting frame



Authorised Importer and Master Distributor

