

LUC90 AC Series

Heavy-duty Dragline Shovel Light



Description


This 420W LED heavy-duty fixture has been designed to an OEM standard and not to a compromise. LUC90 is engineered to thrive in the most demanding environments on draglines and shovels to ensure you have the light output and durability to illuminate the mining face. Producing 54,000 eLumens from only 420W, the LUC90 with its P&H designed dragline bracket is the right choice for stacker/reclaimers, crushers, draglines and shovels.

Application

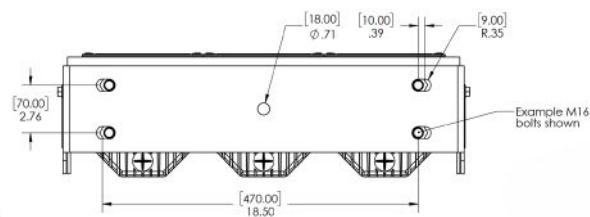
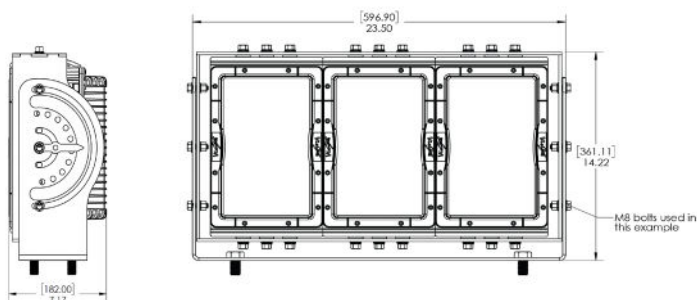
Draglines, shovels, heavy industrial, stackers/reclaimers, crushers, cranes

Tech Specs

Type	90 x XP-LHD (CREE) LEDs
Lumens	54,000 Lu
Beam Patterns	Spot 10° (SD), Narrow 25° (ND), Medium 40° (MD), Flood 60° (FD), Wide Flood 90° (WD)
Color Temperature	5000K
Voltage	90-305V AC 415V AC (2 phase)
Wattage	420W
Current Draw	1.22A @ 115V AC, 0.61A @ 230V AC, 0.51A @ 277V AC
Operating Temperature	-40°C to +60°C
Vibration	15.6Grms
IP Rating	IP68, IP69k
Certifications / Ratings	EMC Emission: EN55015, EN55022 (CISPR22) Class B, EN61000-3-2, Class C (@Load ≥ 50%); EN61000-3-3. EMC Immunity: EN61000-4-2,3,4,5,6,8,11, EN61547, EN55024, Light Industry Level surge immunity Line-Earth 4KV, Line-Line 2KV
Short Circuit	Constant current limiting, recovers automatically after fault condition is removed
Mounting	Dragline bracket
Housing	Die-Cast 6061 Aluminium, Grey in color
Lens	Polycarbonate Lens
Weight	88 lbs (40kg) including dragline Bracket
Dimensions (D, W, H)	7.2x23.5x14.2" (182x596x361mm)
Warranty	Extended warranty



Part No.	eLumens	Voltage	Watts	Bracket
LUC90-TRHD-FD-HV	54,000 Lu	415V AC (2 phase)	420W	Dragline/Shovel bracket
LUC90-TRHD-FD	54,000 Lu	90-305V AC	420W	Dragline/Shovel bracket



Authorised Importer and Master Distributor

