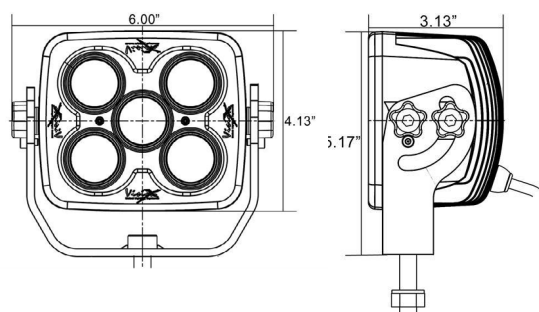


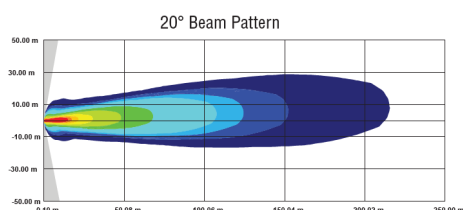
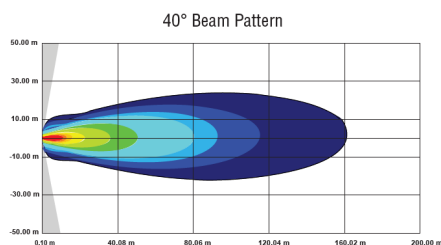
# Vision X Solstice Prime 5 LED Work Light



Line Drawing



Beam Patterns



## Description

The Vision X Solstice Prime Work Light is a 4" inch square inch LED work light featuring 5 x 10W LEDs with die-cast for superior heat dissipation and prime drive for enhanced reliability and output. The Vision X Solstice Prime LED Work Light is a great choice for off-road equipment such as mine-spec light vehicles.

## Harnessing Unbeatable Power

Whether you choose the 5 LED or the 7 LED, you can rest assured that the LEDs inside of the Solstice Prime are the best 10-Watt LEDs obtainable. Top-binned and perfectly constructed, these high powered LEDs are capable of outputting 1,052 raw lumens each.

## Rugged and Durable Construction

Being manufactured from extruded 6061 aluminum, the Solstice Prime is tough enough for all conditions. The front has the ultimate protection of an unbreakable polycarbonate lens, while the bottom has the Vision X designed stud mount with vibration dampening rubber.

## Prime Drive Technology

Prime Drive Technology from Vision X Lighting controls vital functions such as temperature control and dimming on your LED Light Bar. This advanced technology can increase or decrease the intervals at which the LEDs turn on and off in order to lower the bars overall temperature and maximize the lifespan.

## Features and Benefits

- Vertical Heat Sink Designed to prolong the life of the LEDs
- Integrated Electronic Thermal Management (ETM)
- Die-cast Aluminum Housing
- New Generation LED is Driven to 90% Efficiency
- PWM Integrated Dimming Circuitry
- 90% Optically Pure

## Tech Specs

Type	LED Work Light, LED Work Lamp
Number of LEDs	5 LEDs (10W CREE LED)
Beam Pattern	20° Narrow or 40° Wide Beam
eLumens (effective)	3,682 Lu
rLumens (raw)	5,260 Lu
Color Temperature	5000K
Input Voltage	11-65V DC
Operating Voltage	9-48V DC
Amp Draw	4.17A @ 12V DC
Wattage	50W
Popularity	Reverse Polarity Protection
EMC	CISPR 25 Class 3
IP Rating	IP68, IP69K
Vibration	15.6 Grms
Operating Temp	-40°C ~ 80°C
Lens	Polycarbonate
Housing	Die-Cast Aluminum
Finish	Gloss Black (Available in White)
Mounting	105° Adjustable Trunnion Bracket Mount
Weight	3.09 lb (1.4kg)
Dimensions	6.00" x 4.13" x 3.13" (152.5mm x 105mm x 79.2mm)
Warranty	Extended

Part No.	Description
XIL-SP520	Vision X 4" 50W Solstice Prime LED Work Light: 5 LED, 20° Narrow Beam
XIL-SP540	Vision X 4" 50W Solstice Prime LED Work Light: 5 LED, 40° Wide Beam



Authorised Importer and Master Distributor

**APS USA**  
 sales@aps-supply.com  
 P: 1 619 263 4164

**APS Australia**  
 sales.apsa@aps-supply.com  
 P: 61 (8) 9302 2369 (WA)  
 P: 61 (02) 4915 6781 (NSW)

**APS Colombia**  
 ventascolumbia@aps-supply.com  
 T: 57 (4) 444 7275

**APS Chile**  
 ventaschile@aps-supply.com  
 T: 56 (2) 2948 8044

**APS Perú**  
 ventasperu@aps-supply.com  
 T: 56 (2) 2948 8044

**APS Indonesia**  
 techcenter@aps-supply.com



APS Contact Page